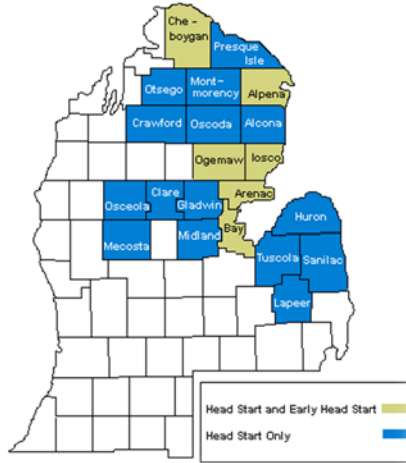


Location



Delegate: Mid Michigan Community Action Agency serves 152 children in Mecosta, Clare and Gladwin counties. Their data is included in percentages and numbers throughout this report.



Enrollment

Total Number Children Served
3,226

Pregnant Women Served - 18

Total Number Families Served
2,939

Average Monthly Enrollment
2,713 (100%)

Percentage of Estimated Eligible Children in Service Area Served
28.1%

2009-2010 Program Expenses

	ARRA	
Salaries	\$7,783,850	\$714,369
Fringe	\$3,602,755	\$610,625
Contractual	\$1,338,958	\$48,446
Supplies	\$444,551	\$158,984
Travel	\$12,706	\$6,992
Equipment	\$33,113	\$69
Indirect	\$543,735	\$93,500
Other	\$2,919,346	\$265,915
Total:	\$16,679,014	\$1,898,900
In-Kind	\$4,277,842	\$210,938

Other funding sources that support Head Start/Early Head Start:

- USDA/Child and Adult Food Program - \$930,974
- Michigan Department of Human Services Childcare Reimbursement – \$1,006.03 (10.1.2009 to 9.30.2010)
- Private Pay for Extended Day Care Services - \$5,269.57 (10.1.2009 to 9.30.2010)
- Early Reading First - \$4,555

2010-2011 Proposed Budget

Salaries	\$7,907,367
Fringe	\$3,530,903
Contractual	\$1,327,019
Supplies	\$490,658
Travel	\$30,048
Equipment	\$192,204
Indirect	\$854,816
Other	\$2,752,430
Total:	\$17,085,445
In-Kind	\$4,271,362

Northeast Michigan
Community Service Agency

Head Start Early Head Start



2009-2010 Annual Report to the Public

2375 Gordon Road
Alpena, MI 49707
989.356.3474
www.nemcsa.org/headstart



Monitoring

Federal Review:

No federal monitoring review took place during the 2009-2010 program year.

Annual Financial Audit:

Curt A. Reppuhn, CPA PLLC conducted an agency-wide financial audit for the year ending September 30, 2010 and published on March 22, 2011. There were two non-material findings.

1. Certain financial reports were not submitted on a timely basis. In each case, reports had to do with ARRA funds. Staff had difficulty getting guidance as to how they were to be filed.
2. NEMCSA Board members received stipends for their participation in monthly Board meetings. There was no direct effect to the Head Start program since Program funds were not used.

The full audit report is located in the NEMCSA finance office for review by interested parties.

Health, Dental & Disabilities

Up-to-date on a schedule of primary and preventative health care: 2,915 (90.4%)
*

Number diagnosed with a chronic condition needing medical treatment: 305 (9.5%) with 282 (92.5%) receiving treatment
*

Children completing dental exams (HS) and oral health screenings (EHS): 2,987 (92.6%)
*

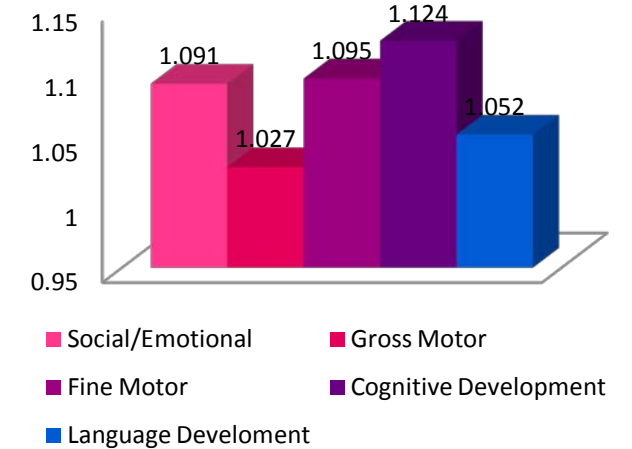
Number of children diagnosed as needing dental treatment (HS): 432 (13.4%) with 344 (79.6%) receiving treatment
*

Children with up-to-date, or all possible, immunizations: 3,102 (96.2%)
*

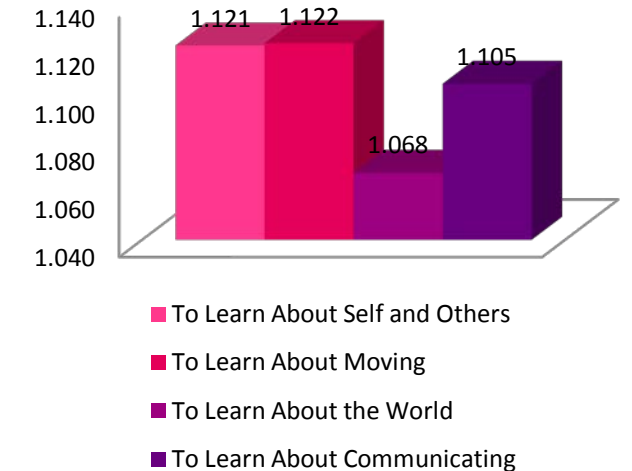
Enrolled children with a disability: 548 (17.7%)

Child Outcomes – Mean Gains*

Head Start



Early Head Start



*steps gained along the Creative Curriculum Developmental Continuum

Parent Involvement



Head Start and Early Head Start parents logged 326,874 hours of volunteer time!

Parents are active in their children's educational experiences. They have been active in program governance serving on the Board of Directors and Policy Council. They represent Program parents by serving on other community boards and committees, including the Health Services Advisory Committee, and are involved in the hiring of staff. They are recognized as their children's first and best teacher and are encouraged to participate actively to ensure quality, comprehensive early childhood and social services.

Early in the year, parents learn all about the Early Head Start and Head Start experience. They have been involved in field trips, parents meetings, father involvement activities, family style meals and workshops. Head Start and Early Head Start programs and staff provide welcoming environments that strengthen families.