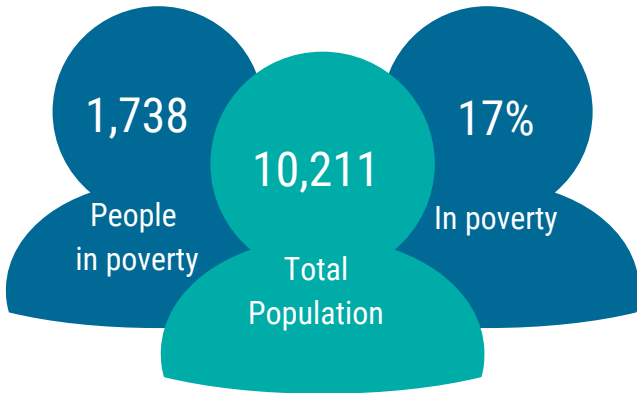


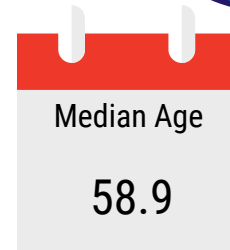
# ALCONA COUNTY

## DATA SNAPSHOT

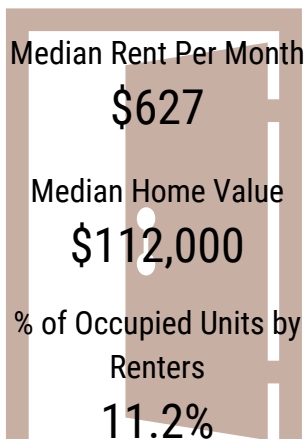


Households in Poverty  
814

A.L.I.C.E. Households  
1,504



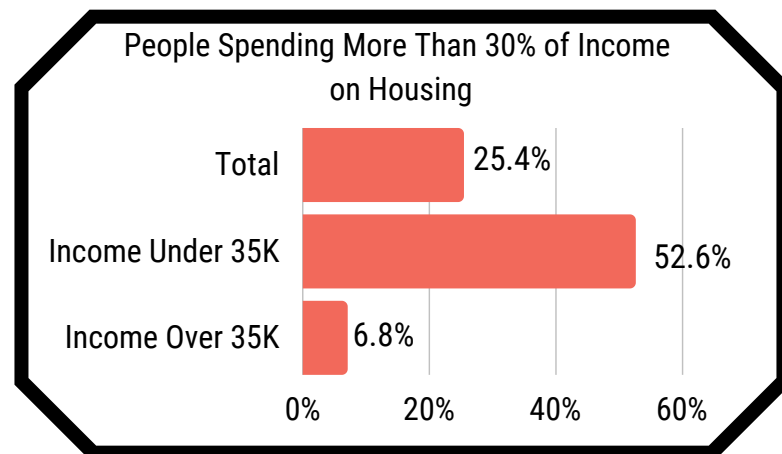
7.6%  
Unemployed Population



Median Household Income

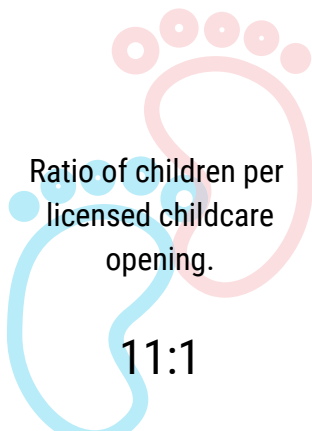
Alcona County  
\$40,484

State of Michigan  
\$57,144



### TOP 3 INDUSTRIES

1. Services
2. Retail Trade
3. Public Administration



Children references individuals under the age of 9.



# ALPENA COUNTY

## DATA SNAPSHOT



4,002

People  
in poverty

28,004

Total  
Population

14.3%

In poverty

Households in Poverty

1,995

A.L.I.C.E. Households

3,382

Median Age

48.1



6.0%

Unemployed Population

Median Rent Per Month

\$596

Median Home Value

\$96,500

% of Occupied Units by  
Renters

22.1%

Median Household Income

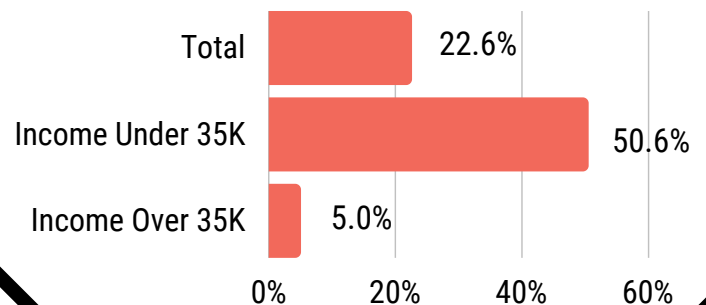
Alpena County

\$43,363

State of Michigan

\$57,144

People Spending More Than 30% of Income  
on Housing



Ratio of children per  
licensed childcare  
opening.

5:1

Children references individuals under  
the age of 9.

RATIO OF PEOPLE PER M.D.

377:1

### TOP 3 INDUSTRIES

1. Services
2. Retail Trade
3. Construction

# ARENAC COUNTY

## DATA SNAPSHOT



2,547

People  
in poverty

14,864

Total  
Population

17.1%

In poverty

Households in Poverty

1,027

A.L.I.C.E. Households

2,035

Median Age

50.0



7.1%

Unemployed Population

Median Rent Per Month

\$604

Median Home Value

\$94,400

% of Occupied Units by  
Renters

16.2%

Median Household Income

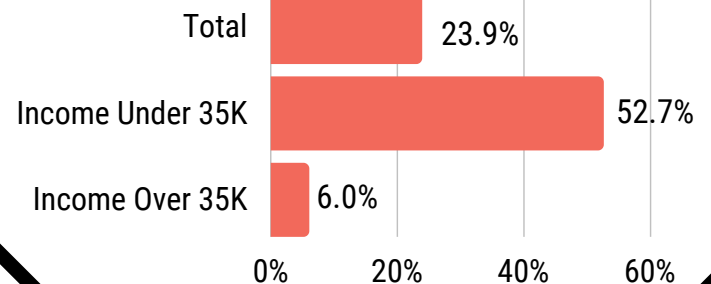
Arenac County

\$42,290

State of Michigan

\$57,144

People Spending More Than 30% of Income  
on Housing



Ratio of children per  
licensed childcare  
opening.

7:1

Children references individuals under  
the age of 9.

RATIO OF PEOPLE PER M.D.

1,869:1

### TOP 3 INDUSTRIES

1. Services
2. Retail Trade
3. Manufacturing

# CHEBOYGAN COUNTY

## DATA SNAPSHOT



3,732

People  
in poverty

25,080

Total  
Population

14.9%

In poverty

Households in Poverty

1,597

A.L.I.C.E. Households

2,829

Median Age

51.6



7.5%

Unemployed Population

Median Rent Per Month

\$699

Median Home Value

\$130,900

% of Occupied Units by  
Renters

17.6%

Median Household Income

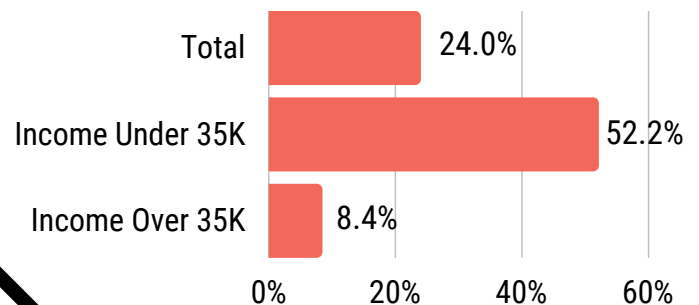
Cheboygan County

\$48,044

State of Michigan

\$57,144

People Spending More Than 30% of Income  
on Housing



Ratio of children per  
licensed childcare  
opening.

14:1

Children references individuals under  
the age of 9.

RATIO OF PEOPLE PER M.D.

1,208:1

### TOP 3 INDUSTRIES

1. Services
2. Retail Trade
3. Public Administration

# CRAWFORD COUNTY

## DATA SNAPSHOT



2,218  
People  
in poverty

13,622

Total  
Population

16.3%  
In poverty

Households in Poverty  
1,048

A.L.I.C.E. Households  
1,496

Median Age

50.9



6.5%

Unemployed Population

Median Rent Per Month

\$735

Median Home Value

\$105,000

% of Occupied Units by  
Renters

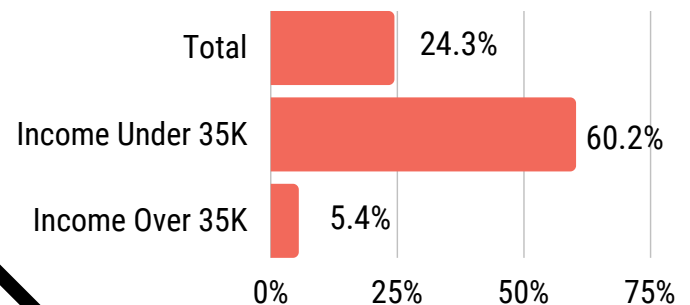
18.8%

Median Household Income

Crawford County  
\$47,977

State of Michigan  
\$57,144

People Spending More Than 30% of Income  
on Housing



Ratio of children per  
licensed childcare  
opening.

15:1

Children references individuals under  
the age of 9.

RATIO OF PEOPLE PER M.D.

932:1

### TOP 3 INDUSTRIES

1. Services
2. Retail Trade
3. Manufacturing

# IOSCO COUNTY

## DATA SNAPSHOT



3,774

People  
in poverty

24,813

Total  
Population

15.2%

In poverty

Households in Poverty

1,642

A.L.I.C.E. Households

2,824

Median Age

52.9



7.2%

Unemployed Population

Median Rent Per Month

\$652

Median Home Value

\$92,600

% of Occupied Units by  
Renters

20.1%

Median Household Income

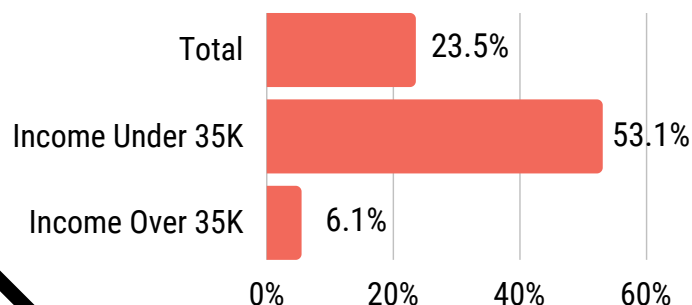
Iosco County

\$43,678

State of Michigan

\$57,144

People Spending More Than 30% of Income  
on Housing



Ratio of children per  
licensed childcare  
opening.

6:1

Children references individuals under  
the age of 9.

RATIO OF PEOPLE PER M.D.

931:1

### TOP 3 INDUSTRIES

1. Services
2. Retail Trade
3. Manufacturing

# MONTMORENCY COUNTY

## DATA SNAPSHOT



Households in Poverty

640

A.L.I.C.E. Households

1,368

Median Age

56.0



8.0%

Unemployed Population

Median Rent Per Month

\$668

Median Home Value

\$102,700

% of Occupied Units by  
Renters

15.9%

Median Household Income

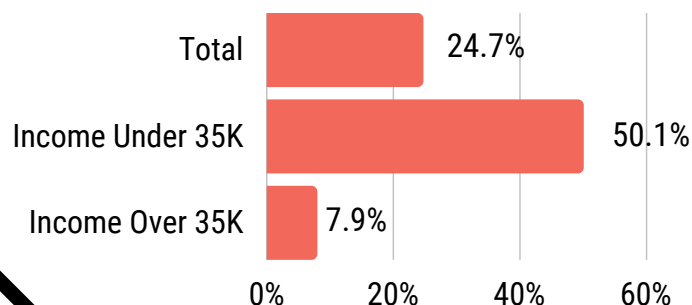
Montmorency County

\$41,772

State of Michigan

\$57,144

People Spending More Than 30% of Income  
on Housing



Ratio of children per  
licensed childcare  
opening.

22:1

Children references individuals under  
the age of 9.

RATIO OF PEOPLE PER M.D.

1,556:1

### TOP 3 INDUSTRIES

1. Services
2. Retail Trade
3. Manufacturing



# OGEMAW COUNTY

## DATA SNAPSHOT



3,491  
People  
in poverty

24,019

Total  
Population

17.1%  
In poverty

Households in Poverty  
1,528

A.L.I.C.E. Households  
2,654

Median Age

50.6



8.1%

Unemployed Population

Median Rent Per Month  
\$701

Median Home Value  
\$98,200

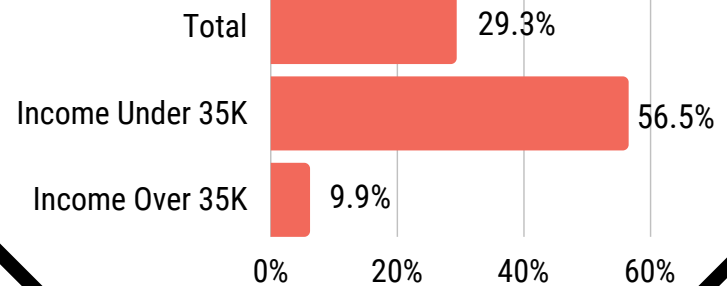
% of Occupied Units by  
Renters  
18.6%

Median Household Income

Ogemaw County  
\$40,373

State of Michigan  
\$57,144

People Spending More Than 30% of Income  
on Housing



Ratio of children per  
licensed childcare  
opening.

12:1

Children references individuals under  
the age of 9.

RATIO OF PEOPLE PER M.D.

1,101:1

### TOP 3 INDUSTRIES

1. Services
2. Retail Trade
3. Public Administration



# OSCODA COUNTY

## DATA SNAPSHOT



1,321  
People  
in poverty

8,162

Total  
Population

16.2%  
In poverty

Households in Poverty  
609

A.L.I.C.E. Households  
1,069

Median Age

52.3



10.3%

Unemployed Population

Median Rent Per Month  
\$750

Median Home Value  
\$90,500

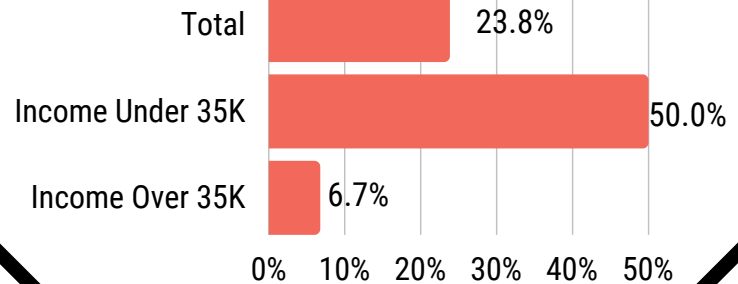
% of Occupied Units by  
Renters  
14.7%

Median Household Income

Oscoda County  
\$42,335

State of Michigan  
\$57,144

People Spending More Than 30% of Income  
on Housing



Ratio of children per  
licensed childcare  
opening.

36:1

Children references individuals under  
the age of 9.

RATIO OF PEOPLE PER M.D.

4,184:1

### TOP 3 INDUSTRIES

1. Services
2. Retail Trade
3. Public Administration

# OTSEGO COUNTY

## DATA SNAPSHOT



3,302

People  
in poverty

24,056

Total  
Population

13.7%

In poverty

Households in Poverty

1,273

A.L.I.C.E. Households

2,428

Median Age

44.8

5.6%

Unemployed Population



Median Rent Per Month

\$768

Median Home Value

\$139,500

% of Occupied Units by  
Renters

21.1%

Median Household Income

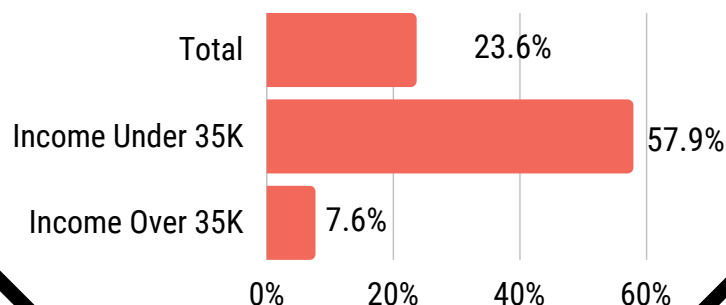
Otsego County

\$54,332

State of Michigan

\$57,144

People Spending More Than 30% of Income  
on Housing



Ratio of children per  
licensed childcare  
opening.

4:1

Children references individuals under  
the age of 9.

RATIO OF PEOPLE PER M.D.

527:1

### TOP 3 INDUSTRIES

1. Services
2. Retail Trade
3. Manufacturing

# PRESQUE ISLE COUNTY

## DATA SNAPSHOT



1,642  
People  
in poverty

12,544

Total  
Population

13.1%  
In poverty

Households in Poverty  
752

A.L.I.C.E. Households  
1,699

Median Age  
55.7



5.6%  
Unemployed Population

Median Rent Per Month  
\$542

Median Home Value  
\$104,500

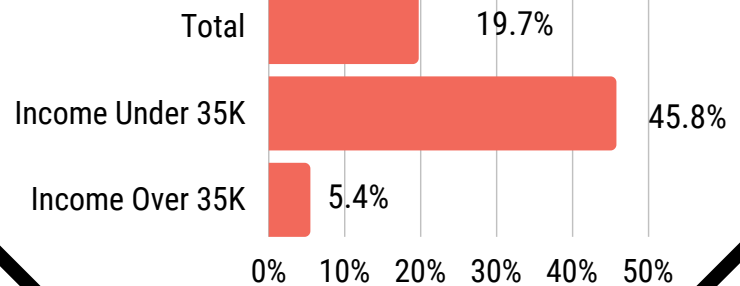
% of Occupied Units by  
Renters  
11.2%

Median Household Income

Presque Isle County  
\$47,948

State of Michigan  
\$57,144

People Spending More Than 30% of Income  
on Housing



Ratio of children per  
licensed childcare  
opening.

7:1

Children references individuals under  
the age of 9.

RATIO OF PEOPLE PER M.D.

4,222:1

### TOP 3 INDUSTRIES

1. Services
2. Retail Trade
3. Manufacturing

# ROSCOMMON COUNTY

## DATA SNAPSHOT



3,924  
People  
in poverty

23,642

Total  
Population

16.6%  
In poverty

Households in Poverty  
1,688

A.L.I.C.E. Households  
3,237

Median Age

56.6



9.4%

Unemployed Population

Median Rent Per Month

\$684

Median Home Value

\$108,200

% of Occupied Units by  
Renters

18.0%

Median Household Income

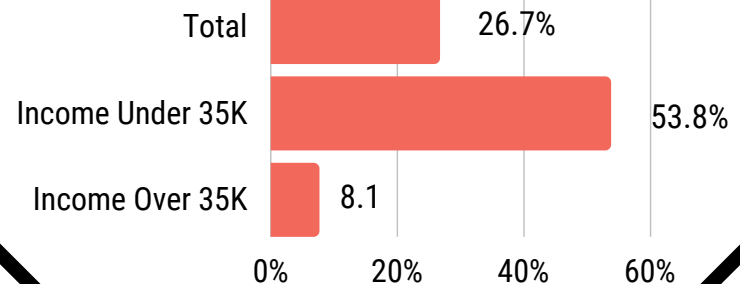
Roscommon County

\$42,054

State of Michigan

\$57,144

People Spending More Than 30% of Income  
on Housing



Ratio of children per  
licensed childcare  
opening.

8:1

Children references individuals under  
the age of 9.

RATIO OF PEOPLE PER M.D.

1,262:1

### TOP 3 INDUSTRIES

1. Services
2. Retail Trade
3. Finance, Insurance,  
and Real Estate